


# Guest/Tourist information centre evaluation report

---

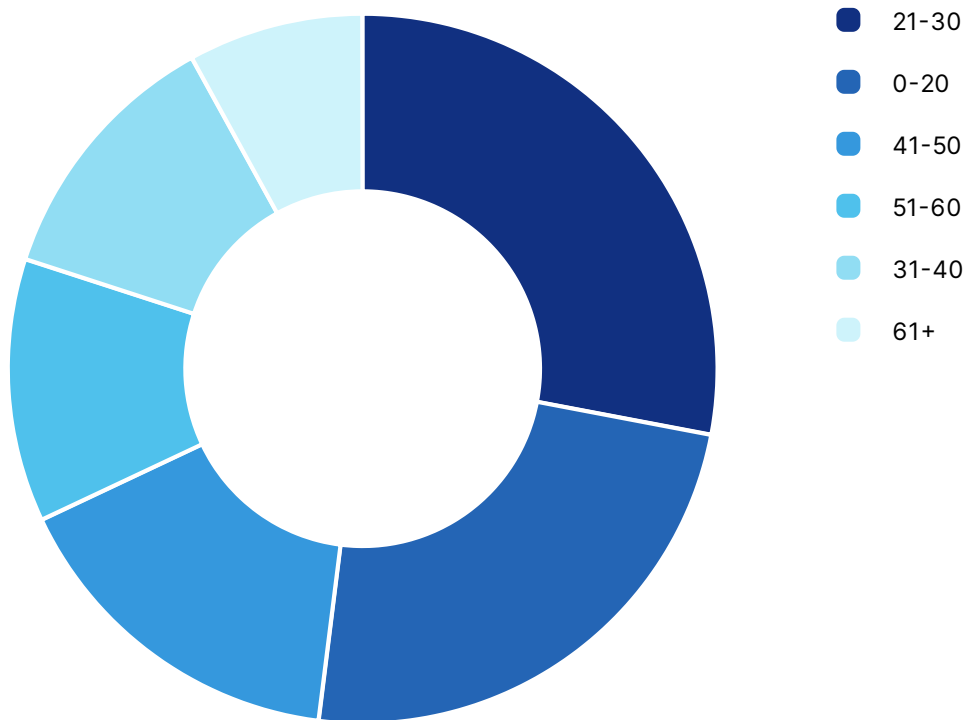
October 31, 2023

# General

Survey general information	
Survey name	Guest or Tourist information centre_EN
Author	
Survey language	 English
Survey URL	<a href="https://www.survio.com/survey/d/Y9H0W3M7W6S7E4X5T">https://www.survio.com/survey/d/Y9H0W3M7W6S7E4X5T</a>
First response	February 28, 2014
Last response	September 22, 2022
Duration	3129 days
Total responses	25

## Please indicate your age group below:

25 responses • Single choice



## Please indicate your age group below:

25 responses · Single choice

Answer	Amount	Ratio
21-30	7	28%
0-20	6	24%
41-50	4	16%
31-40	3	12%
51-60	3	12%
61+	2	8%

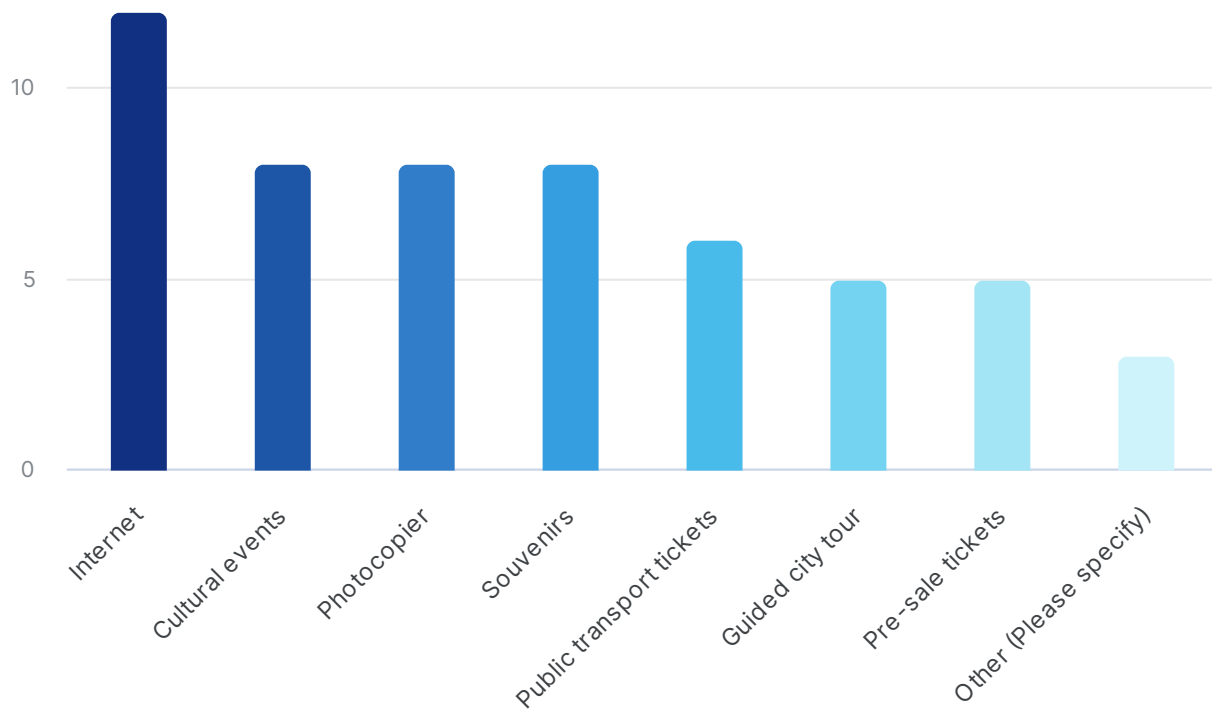
## Why did you visit the information centre?

25 responses · Multiple choice

Answer	Amount	Ratio
To access the internet	12	48%
To buy souvenirs	8	32%
To use a photocopier	8	32%
To check cultural event schedule	8	32%
To get public transport tickets	6	24%
To buy pre-sale tickets	5	20%
To book a guided city tour	5	20%
Other (Please specify)	3	12%

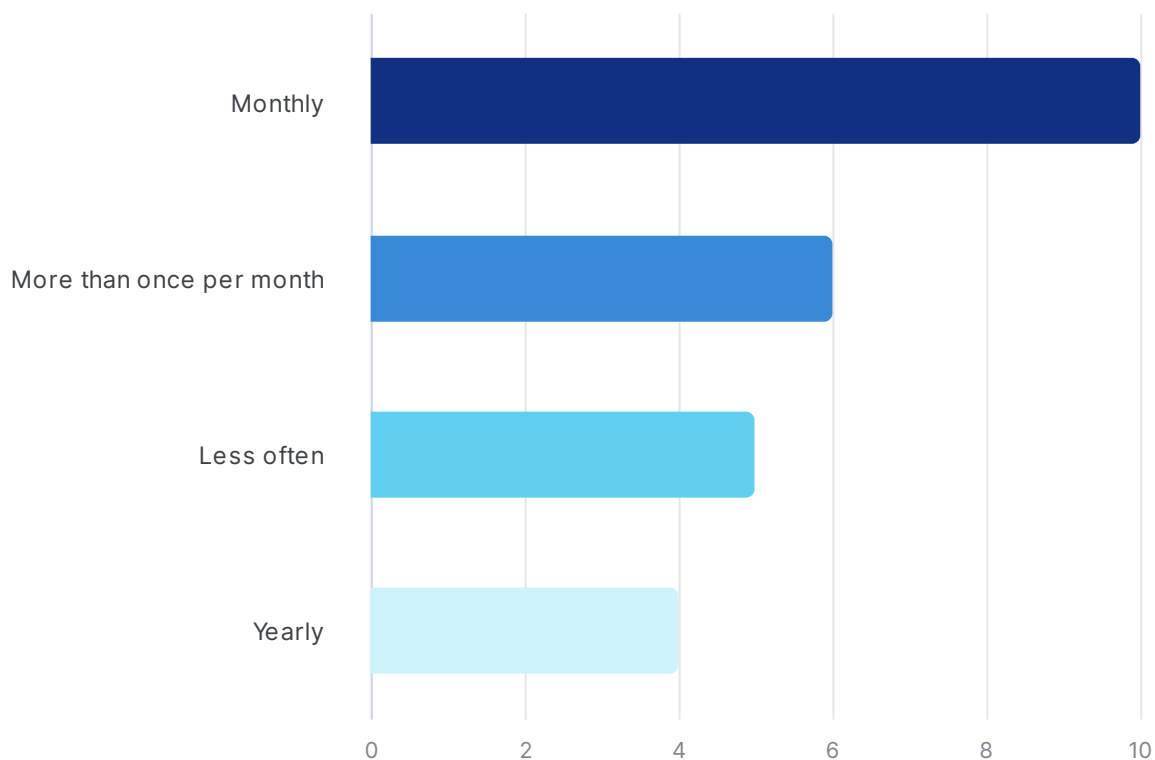
# Why did you visit the information centre?

25 responses • Multiple choice



## How often do you use the information centre?

25 responses • Single choice



## How often do you use the information centre?

25 responses · Single choice

Answer	Amount	Ratio
Monthly	10	40%
More than once per month	6	24%
Less often	5	20%
Yearly	4	16%



## How satisfied were you with the following services?

25 responses · Matrix - single choice

	Very satisfied	Satisfied	Indifferent	Dissatisfied	Very dissatisfied
Offered services	8	5	7	2	3
Service quality	5	6	10	3	1
Internet speed	4	9	8	3	1
Information center equipment	6	3	10	6	0
Staff assistance	6	4	7	4	4

# How satisfied were you with the following services?

25 responses · Matrix - single choice

